



**À quoi ressemblent les questions
du test Ev@lang Collège?**




Ev@lang Collège se compose de 3 épreuves:

- Compréhension orale (listening)
- Compréhension écrite (reading)
- Grammaire et lexique (grammar and vocabulary)



Test composé de questions à choix multiples avec :

- 1 support (audio / écrit)
- 1 question en anglais par support (pour la compréhension écrite et orale)
- 4 choix de réponse en anglais
- 1 seule bonne réponse possible



Question de compréhension orale

Exemple 1

Voilà ce que vous pouvez voir à l'écran pour une question de compréhension orale.

La consigne est en anglais, elle est écrite. Ce sera toujours la même consigne : « Click on the audio button and listen. Then choose the correct answer ».

ev@lang Listening. Part 1

Question : 3 / 4 / 0 : 03 : 31 © Onlineformapro

Click on the audio button and listen. Then choose the correct answer.

Submit

Vous devez cliquer sur chacun des 4 choix de réponse pour écouter les propositions.


Cochez ensuite **une seule** réponse et cliquez sur « Submit ».

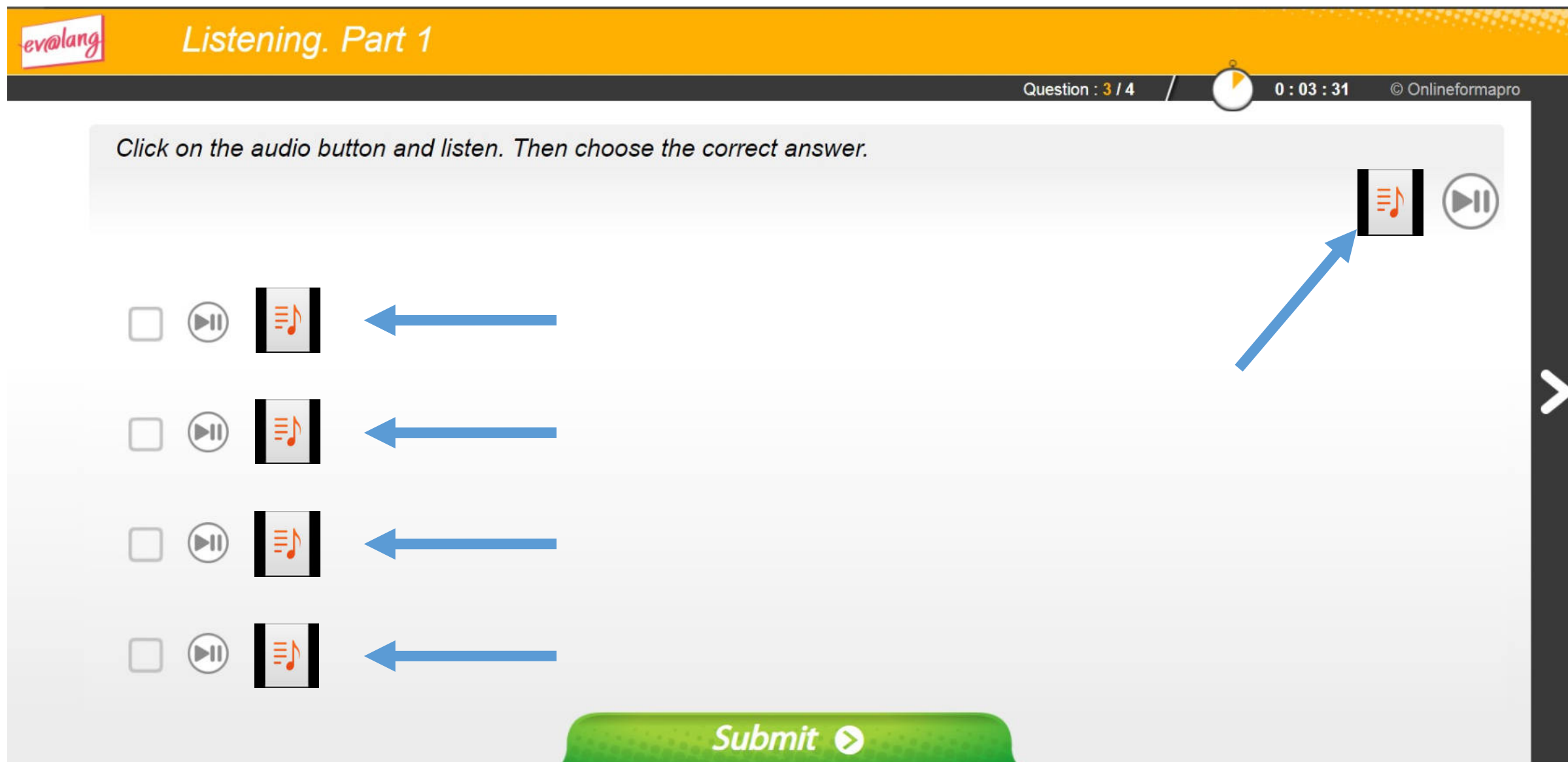
La question et les choix de réponse sont enregistrés. Ils ne sont pas écrits. Vous pouvez les écouter plusieurs fois en cliquant sur le symbole audio, mais attention le temps tourne et est limité.



Question de compréhension orale

Exemple 1



Ici, vous pouvez cliquer sur les symboles haut-parleur pour écouter la question et les 4 choix de réponse. **Attention** : lors du vrai test, il faut cliquer sur les symboles 







ev@lang Listening. Part 1



Question : 3 / 4 / 0 : 03 : 31 © Onlineformapro

Click on the audio button and listen. Then choose the correct answer.


  ←

  ←

  ←

  ←

Submit →



Question de compréhension orale

Exemple 2

La consigne est en anglais, elle est écrite. Il s'agit toujours de la même consigne.

Voilà ce que vous pouvez voir à l'écran pour une question de compréhension orale.

ev@lang Listening. Part 1

Question : 3 / 4 / 0 : 03 : 31 © Onlineformapro

Click on the audio button and listen. Then choose the correct answer.

What does Mrs. Smith have to do?

- Ring Mr Peterson back.
- Leave the hospital today.
- Cancel her appointment.
- Go to a different doctor.

Submit

Ici, la **question** et les **4 choix de réponse** sont **écrits**. Ils ne sont pas enregistrés. Vous devez les **lire attentivement**. Cochez ensuite **une seule** réponse et cliquez sur « Submit ».

Vous écoutez un support audio. Il peut s'agir d'un dialogue ou d'une situation de la vie quotidienne. Vous pouvez l'écouter plusieurs fois mais attention le temps tourne et est limité.




Question de compréhension orale

Exemple 2

Cliquez sur le symbole haut-parleur pour écouter l'enregistrement.

Attention : lors du vrai test, il faut cliquer sur le symbole 


 *Listening. Part 1*



Question : 3 / 4 / 0 : 03 : 31 © Onlineformapro

Click on the audio button and listen. Then choose the correct answer.

What does Mrs. Smith have to do?

- Ring Mr Peterson back.
- Leave the hospital today.
- Cancel her appointment.
- Go to a different doctor.

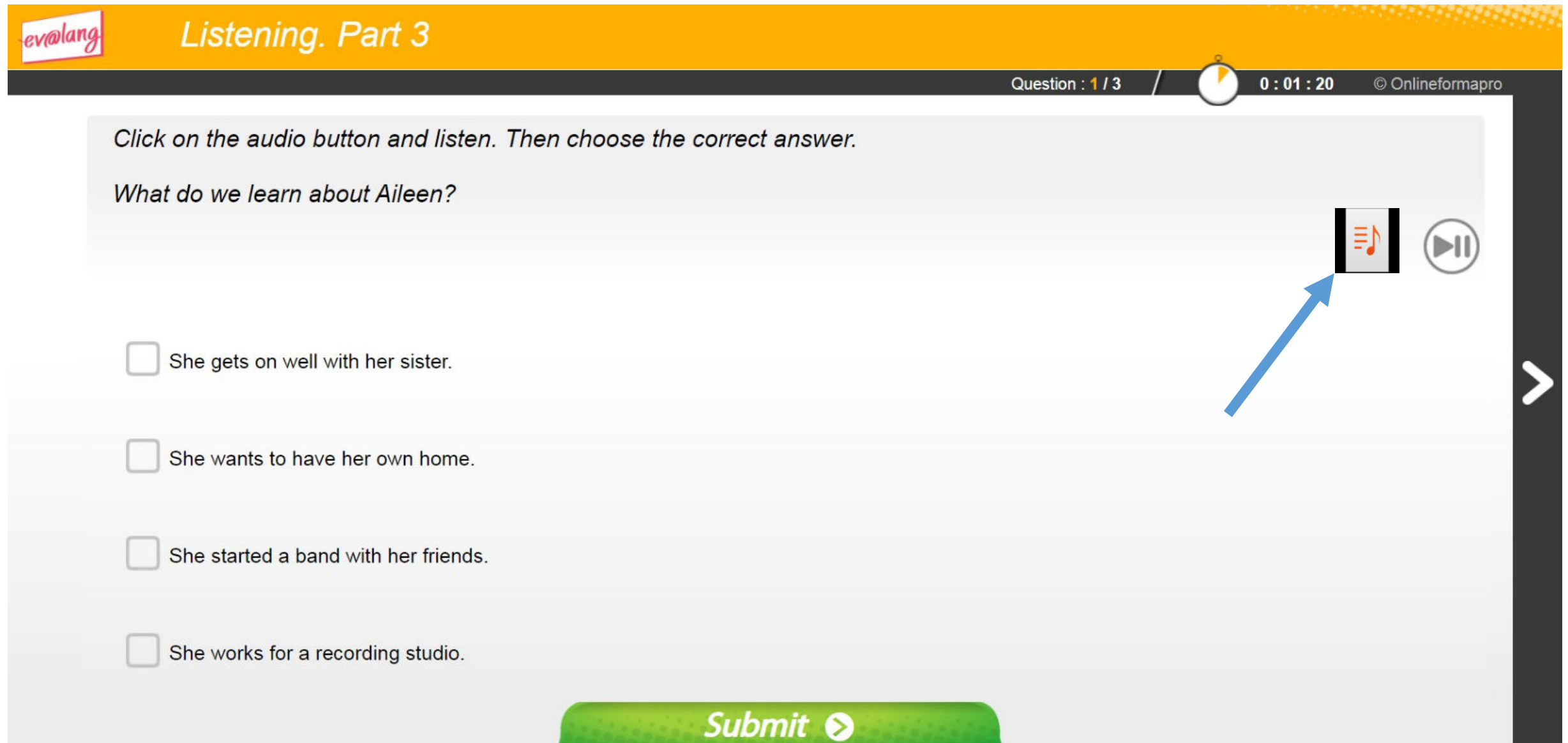
Submit 



Question de compréhension orale

Exemple 3

Cliquez sur le symbole haut-parleur pour écouter l'enregistrement.
Attention : lors du vrai test, il faut cliquer sur le symbole 



ev@lang Listening. Part 3

Question : 1 / 3 / 0 : 01 : 20 © Onlineformapro

Click on the audio button and listen. Then choose the correct answer.

What do we learn about Aileen?

- She gets on well with her sister.
- She wants to have her own home.
- She started a band with her friends.
- She works for a recording studio.

Submit >



Question de compréhension écrite

Exemple 1

Vous lisez la question : elle porte sur le **document écrit.**

Voilà ce que vous voyez à l'écran pour une question de compréhension écrite.

The screenshot shows a test interface with a yellow header containing the logo 'ev@lang' and the text 'Reading. Part 2'. Below the header, a black bar displays 'Question : 1 / 4', a timer '0 : 01 : 53', and '© Onlineformapro'. The main content area features a question: 'What is Ryan writing about?'. Below the question is a 'New message' box with the text: 'Hi Haley. Rome and Milan are great! I love these places: I enjoy sitting in cafés and speaking Italian. I'll come home next week. Love, Ryan'. To the right of the message are four multiple-choice options, each with an unchecked checkbox: 'His friend.', 'His city.', 'His travels.', and 'His classes.'. A green 'Submit' button with a right-pointing arrow is at the bottom. A magnifying glass icon is located at the bottom right of the message box. Three blue callout boxes provide instructions: one points to the question, another points to the magnifying glass icon, and a third points to the multiple-choice options.

ev@lang Reading. Part 2

Question : 1 / 4 / 0 : 01 : 53 © Onlineformapro

What is Ryan writing about?

New message

Hi Haley.
Rome and Milan are great!
I love these places: I enjoy sitting in cafés and speaking Italian.
I'll come home next week.
Love, Ryan

His friend.

His city.

His travels.

His classes.

Submit

En cliquant ici, vous pouvez agrandir le texte.

Pour répondre à la question, vous devez **lire attentivement le document** et **les 4 choix de réponse.**

Cochez ensuite **une seule** réponse et cliquez sur « Submit ».

Question de compréhension écrite

Exemple 1

ev@lang Reading. Part 2

Question : 1 / 4 / 0 : 01 : 53 © Onlineformapro

What is Ryan writing about?

New message

Hi Haley.
Rome and Milan are great!
I love these places: I enjoy sitting in cafés and speaking Italian.
I'll come home next week.
Love, Ryan

- His friend.
- His city.
- His travels.
- His classes.

Submit ➔



Question de compréhension écrite

Exemple 1

The screenshot shows a web-based test interface. At the top left, there is a logo for 'evolang' and the text 'QuestionMaker'. The main content area contains a question: 'What is Ryan writing about?'. Below the question, there is a preview of a message titled 'New message'. The message text is: 'Hi Haley. Rome and Milan are great! I love these places: I enjoy sitting in cafés and speaking Italian. I'll come home next week. Love, Ryan'. The interface also shows a score of '0 / 3' and a copyright notice '© Onlineformapro'.

evolang QuestionMaker

score : 0 / 3 | © Onlineformapro

What is Ryan writing about?

New message

Hi Haley.
Rome and Milan are great!
I love these places: I enjoy sitting in cafés and speaking Italian.
I'll come home next week.
Love, Ryan



Question de compréhension écrite

Exemple 2



Why is this woman in New York?

I <3 NY



I am a big New York fan. My mom and dad live here, so I come once or twice a year. I enjoy the cool weather, the parks and the variety of restaurants. I would love to live here!



To work as a tour guide.

To visit family members.

To look for an apartment.

To shop with her friends.

Submit >



Question de compréhension écrite

Exemple 2

ev@lang QuestionMaker


Why is this woman in New York

I <3 NY



I am a big New York fan. My mom and dad live here, so I come once or twice a year. I enjoy the cool weather, the parks and the variety of restaurants. I would love to live here!

score : 0 / 3 © Onlineformapro



Question de compréhension écrite

Exemple 3



What is the purpose of this application?

Digital technology has changed our lives, but we spend hours on our smartphones, and this can be a problem. However, making small changes in our habits can have benefits. To improve your digital health, you first need to understand more about your personal technology use. Our application provides a daily view of how frequently you check your phone and use different applications. This information allows you to make healthy decisions about how much to use digital technology.

- To encourage you to eat healthier food.
- To lock personal gadgets during work.
- To help manage your technology time.
- To solve common computer problems.

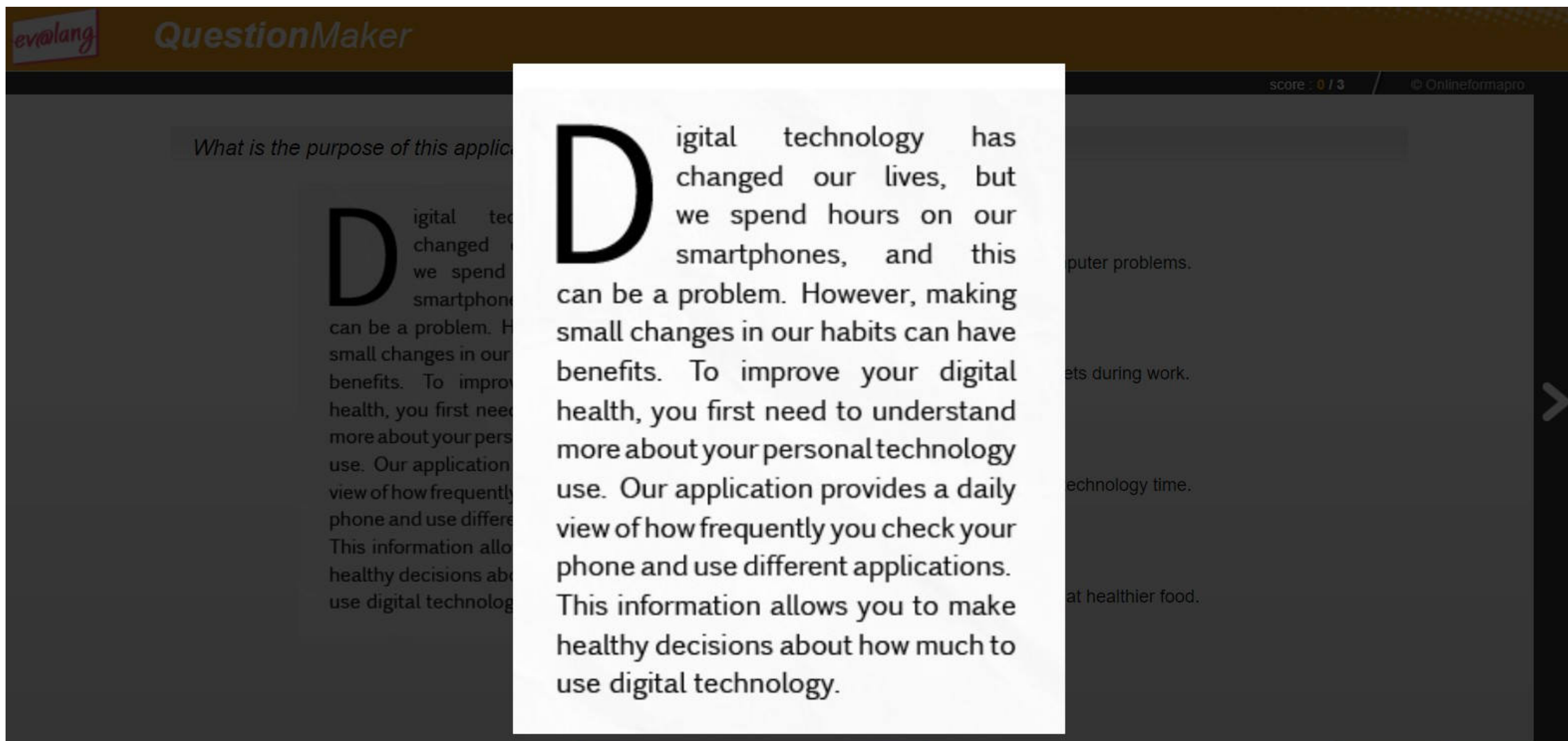


Submit 



Question de compréhension écrite

Exemple 3



The image shows a screenshot of a 'QuestionMaker' interface. At the top left, there is a logo 'ev@lang' and the text 'QuestionMaker'. In the top right corner, it says 'score : 0 / 3' and '© Onlineformapro'. The main content area is dark grey. On the left, there is a question: 'What is the purpose of this applic...'. Below it is a paragraph of text starting with a large 'D' that is partially obscured by a white box. The text in the white box is: 'igital technology has changed our lives, but we spend hours on our smartphones, and this can be a problem. However, making small changes in our habits can have benefits. To improve your digital health, you first need to understand more about your personal technology use. Our application provides a daily view of how frequently you check your phone and use different applications. This information allows you to make healthy decisions about how much to use digital technology.' To the right of the white box, there is a list of multiple-choice options, also partially obscured: 'puter problems.', 'ets during work.', 'echnology time.', and 'at healthier food.'. A right-pointing arrow is visible on the far right edge of the interface.



Question de Grammaire et Lexique

Exemple 1

Voilà ce que vous voyez à l'écran pour une question de grammaire et lexique.

The screenshot shows a test interface with a yellow header bar containing the logo 'ev@lang' and the title 'Grammar and Vocabulary. Part 2'. On the right side of the header, it displays 'Question : 1 / 4', a timer '0 : 01 : 36', and the copyright '© Onlineformapro'. The main content area has a grey background with the instruction 'Complete the sentence with the correct word or words.' in italics. Below this is a sentence: 'Emily, I'm dinner! What time will you get home?'. A dropdown menu is open under the blank space, showing four options: 'drinking', 'cleaning', 'sitting', and 'cooking'. At the bottom, there is a green 'Submit' button with a right-pointing arrow. Three blue callout boxes with arrows provide instructions: one points to the instruction text, another points to the dropdown menu, and a third points to the sentence. A large white arrow on the right side of the interface points to the right.

ev@lang Grammar and Vocabulary. Part 2

Question : 1 / 4 / 0 : 01 : 36 © Onlineformapro

Complete the sentence with the correct word or words.

Emily, I'm dinner! What time will you get home?

drinking
cleaning
sitting
cooking

Submit ➤

La **consigne** est en **anglais**. Elle est toujours la même.

Pour répondre à la question, vous devez **lire attentivement la phrase** et **les 4 choix de réponse**.

Sélectionnez ensuite **une seule** réponse et cliquez sur « Submit ».



Question de Grammaire et Lexique

Exemple 2



Grammar and Vocabulary. Part 3

Question : 1 / 6



0 : 02 : 48

© Onlineformapro

Complete the sentence with the correct word or words.

I need to buy a birthday present for Nathalie. What do you think about a She likes jewellery.


- notebook?
- bracelet?
- perfume?
- jumper?


Submit



Question de Grammaire et Lexique

Exemple 3


 Grammar and Vocabulary. Part 3


Question : 1 / 6 /  0 : 02 : 48 / © Onlineformapro

Complete the sentence with the correct word or words.

Hey Laura! Have you ever in love on holiday?

- fell
- fall
- fallen
- falling

Submit 



Bon courage à tous!

